


Advanced Satellite Charging System


C-Series C800 Charging Power Unit

Technical Datasheet, North America



The heavy-duty, electromechanical design of LU Charging Power Units (CPU) consists of control, dynamic and power modules. Each cabinet utilizes 1 to 4 power modules, each of which providing a maximum charging power of up to 50 kW. A full CPU provides a maximum total power of up to 200/400/600 kW, depending of the CPU version. The charging power management can be set as dynamic, utilizing different dynamic logics, or as static. With dynamic, the maximum charging power is automatically distributed and optimized between up to 8 charging outputs simultaneously. With static, each power module is assigned for a specific S-Series charging satellite or pantograph, providing pre-set charging power to each charging output.

- **Dynamic Charging Power Management (pat. pend.) for intelligent, adaptive and automatic charging power distribution**
- **Scalability with add-on power modules**
- **The charging power can be routed to up to 8 charging outputs, 4 x S-Series double or 8 x single charging satellites and/or pantographs**
- **Recommended max. DC cabling between C-Series charging power unit and S-Series charging satellite is 262 feet / 80 meters**
- **The door is equipped with a swing handle with a tumbler lock for easy & safe enclosure**



1. WiFi / cellular / GPS antenna
2. Air outlet
3. Air inlets
4. Power module (1 to 4 pcs per CPU)
5. Static/dynamic power distribution module
6. Control module
7. Main switch
8. AC cable entry
9. DC output

Product code interpretation examples:

C801P 160NS 8L
C801P 160NS 8LC 0

C801	C-Series 800 V single cabinet
P160	Charging power (P160 = 160 kW)
N	Options, N = neutral
S8	Number and type of power distribution modules S = static, D = dynamic
L	ETL approved
C0	Unbranded, black roof & base

Number of cabinets

C801	Single cabinet
C802	Double cabinet
C803	Triple cabinet

Power distribution modules

S4	Up to 4 static outputs
S8	Up to 8 static outputs
D4	Up to 4 dynamic outputs
D8	Up to 8 dynamic outputs

General electric specifications

Input voltage (AC)	400/480 V _{AC} ±10%
Input frequency	50...60 Hz
Output voltage	200...920 V _{DC}
Power factor (at full load)	0.92
Efficiency (at full load)	94%
Idle power	20 VA
Standby power	C801: 50 W C802: 100 W C803: 150 W
Over voltage class (OVC)	III
Icc	35 kA
Network type	TN-S, TN-C, TN-C-S, TT

Environmental specifications

Operating temperature	-22...+122°F / -30...+50°C (with CHAdeMO up to +104°F / +40°C)
Current derating	-1.5% of max. charging current per 1.8 °F / 1°C (above +104°F / +40°C)
Maximum altitude	2000 m / 6562 ft
Altitude derating	-1.4% of max. charging current per 328 ft / 100 m (above 6562 ft / 2000 m)
Storage temperature	-40...+140°F / -40...+60°C
Enclosure	Suitable for outdoor use
Operational noise level	< 60 dB (at 3.28 ft / 1 m distance)
Ambient air humidity	< 95% relative humidity

Compliance to standards

Electrical safety	IEC 61851-1, IEC 61851-23
EMC, harmonics	IEC 61851-21-2
Conforms to	UL Std. 2202, 2231-2
Certified to	CSA Std. C22.2 No. 281.2, C107.1

Connections

WiFi	802.11 b/g/n (2.4/5 GHz)
Cellular / GPS	LTE-FDD, LTE-TDD, WCDMA, GSM
Ethernet	RJ45, IEEE 802.3 / 802.3u
OCPP	1.6 J / 2.0
Connectivity	EV-olution ChargeEye remote maintenance and management dashboard

Electrical protections

Over/under voltage
Surge protection
Short circuit
Overload protection
Earth leakage current
Device over temperature

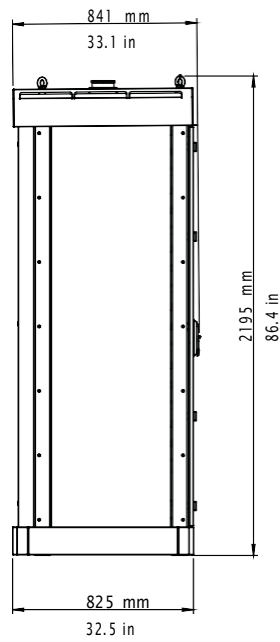
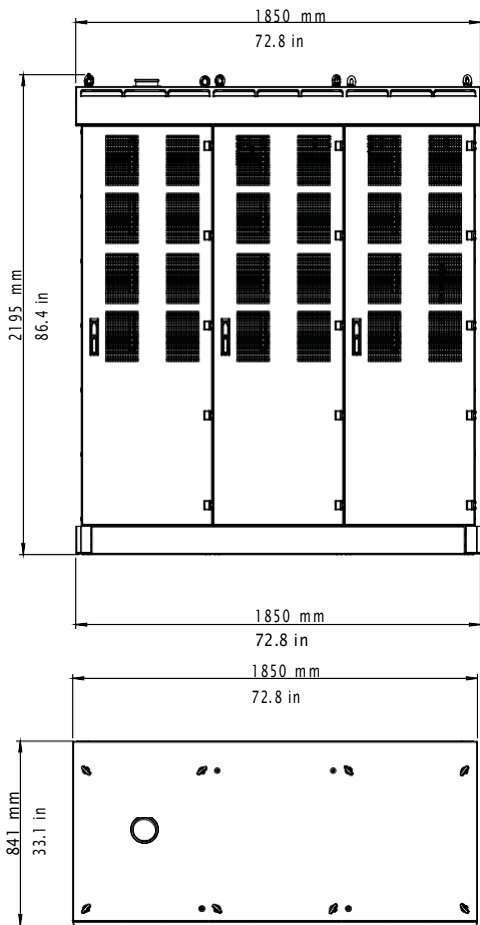
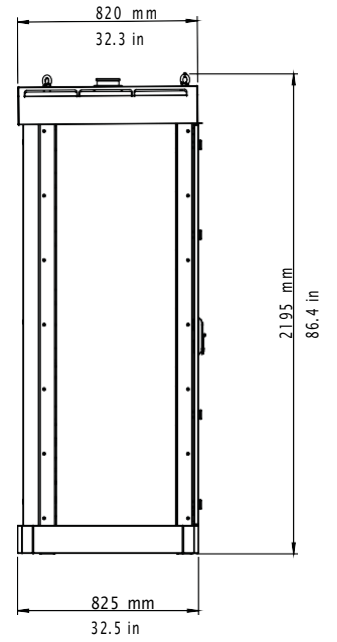
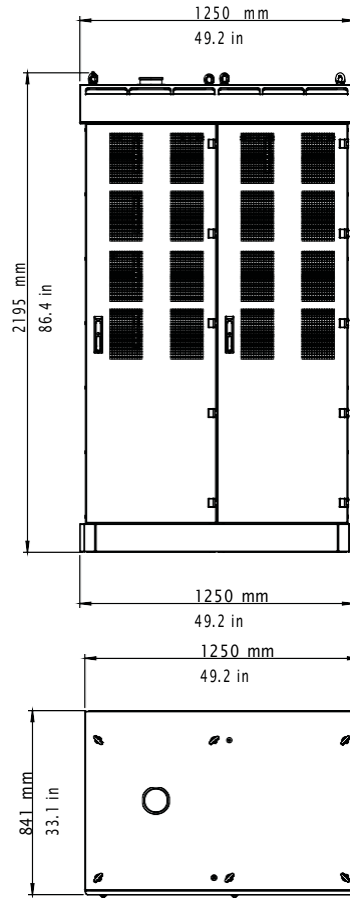
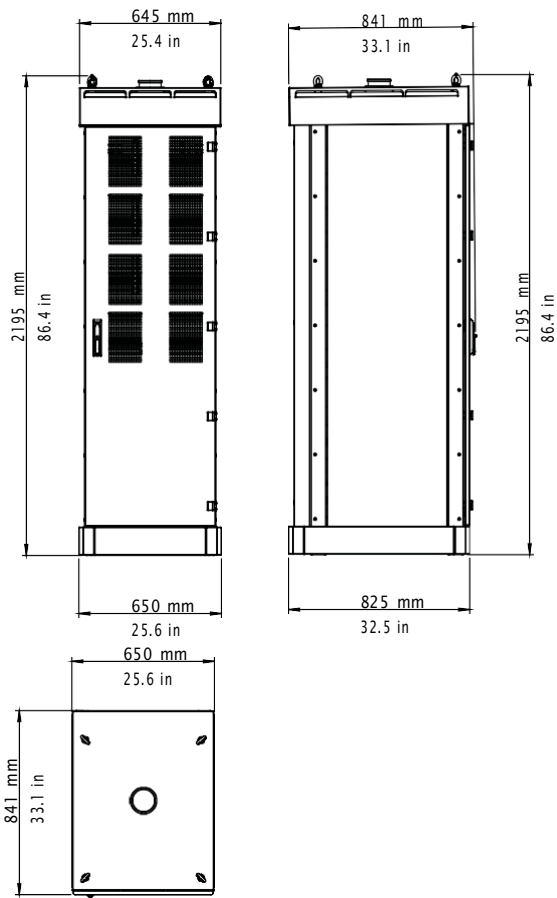
Intermittent operation, 50 kW output / power module

Product code	Charging power (P _{DC}) [kW]	Max. charging current (667 V _{DC}) [A]	Input power [kVA]	Input current 400 V _{AC} [A]	Input current 480 V _{AC} [A]	Rec. grid fuse [A]
C801P40...L	50	75	58	83	70	100
C801P80...L	100	150	116	167	139	200
C801P120...L	150	225	173	250	209	315
C801P60...L	200	300	231	334	278	400
C802P200...L	250	375	289	417	348	500
C802P240...L	300	450	347	501	417	2 x 315
C802P280...L	350	525	400	578	487	2 x 315
C802P320...L	400	600	459	660	556	2 x 400
C803P360...L	450	675	515	743	626	2 x 400
C803P400...L	500	750	572	826	695	2 x 500
C803P440...L	550	825	629	908	765	2 x 500
C803P480...L	600	900	685	991	835	2 x 630

Continuous operation, 40 kW output / power module

Product code	Charging power (P _{DC}) [kW]	Max. charging current (667 V _{DC}) [A]	Input power [kVA]	Input current 400 V _{AC} [A]	Input current 480 V _{AC} [A]	Rec. grid fuse [A]
C801P40...L	40	60	46	67	56	100
C801P80...L	80	120	93	134	111	200
C801P120...L	120	180	139	200	167	250
C801P60...L	160	240	185	267	223	315
C802P200...L	200	300	231	334	278	400
C802P240...L	240	360	278	401	334	500
C802P280...L	280	420	324	467	389	500
C802P320...L	320	480	370	534	445	2 x 315
C803P360...L	360	540	416	601	501	2 x 315
C803P400...L	400	600	463	668	556	2 x 400
C803P440...L	440	660	509	734	612	2 x 400
C803P480...L	480	720	555	801	668	2 x 500

- Notice: Over 500 A requires at least two charging outputs
- The charging power in the intermittent operation table are available for 30 minutes, at +40°C / +105°F ambient temperature
- After this, the maximum output power is dropped to the continuous operation level
- The duration of intermittent charging power depends on the ambient temperature; as the temperature increases, the duration of intermittent charging power gets shorter
- In continuous operation, the charging power is available continuously within the specified (max. +40°C / +104°F) ambient temperature
- At higher ambient temperatures, current derating is applied according to table above
- Fuses recommendation applies only for continuous operation



Mechanical dimensions (WxHxD, footprint)

C801: 25.6 x 86.4 x 33.1 in / 650 x 2195 x 841 mm

C802: 49 x 86.4 x 33.1 in / 1250 x 2195 x 841 mm

C803: 73 x 86.4 x 33.1 in / 1850 x 2195 x 841 mm

Note: if an optional base is used, the CPU height increases 7.87 inch / 200 mm, in all versions

Weight

C801P40...L	618 lbs	280 kg
-------------	---------	--------

C801P80...L	706 lbs	320 kg
-------------	---------	--------

C801P120...L	793 lbs	360 kg
--------------	---------	--------

C801P160...L	881 lbs	400 kg
--------------	---------	--------

C802P200...L	1499 lbs	680 kg
--------------	----------	--------

C802P240...L	1588 lbs	720 kg
--------------	----------	--------

C802P280...L	1676 lbs	760 kg
--------------	----------	--------

C802P320...L	1763 lbs	800 kg
--------------	----------	--------

C803P360...L	2380 lbs	1080 kg
--------------	----------	---------

C803P400...L	2469 lbs	1120 kg
--------------	----------	---------

C803P440...L	2558 lbs	1160 kg
--------------	----------	---------

C803P480...L	2646 lbs	1200 kg
--------------	----------	---------


Options

C-Series steel base

Installation kit for a single CPU cabinet, for flat surface assembly

Customized branding (colors, stickers)

Consult your sales representative at EV-olution for customer branding options (colors, stickers), pricing and MOQ.

 Refer to the operating manual for warnings, functions and features.

